

Read closely. Think critically. Be worldly.

NEWSELA continues to provide students and educators with articles and tools to meet the needs of today's classroom. Relevant, high interest articles provided in five reading levels allow students to read the same content at suitable reading levels. Articles are aligned with Common Core anchors making searching easy using grade level and anchor standards filters. Teachers can now share articles as announcements or assignments directly to Google Classroom courses. NEWSELA also provides featured text sets of articles or teachers can build their own text sets. While there are many other benefits to using NEWSELA, let's focus on a few of its most useful features.

ARTICLES

Searching is easy! Choose from topic categories or use your own keywords.

The screenshot displays the NEWSELA website interface. At the top, there is a blue navigation bar with a search box labeled "Search Newsela" (circled in red) and two dropdown menus: "ARTICLES" and "TEXT SETS". Below the navigation bar, the main content area is titled "LATEST IN WAR AND PEACE". It features a grid of article cards. Each card includes a thumbnail image, a date, and a headline. The first card shows a group of people on a beach with orange life jackets, dated 12.23.15, with the headline "More than 1 million people sought refuge in Europe this year, report says". The second card shows a man in a military uniform with a horse, dated 12.22.15, with the headline "Historians no help as Georgia museum looks for black Confederate soldiers". The third card shows a person walking on a set of stairs, dated 12.21.15, with the headline "Israel names late U.S. soldier one of 'Righteous Among the Nations'". The fourth card shows a group of people, dated 12.17.15, with the headline "PRO/CON: Stopping Syrian refugees from coming to the U.S.". To the right of the article grid is a vertical sidebar menu with a red circle around it, listing various topic categories: WAR & PEACE, SCIENCE, KIDS, MONEY, LAW, HEALTH, ARTS, and SPORTS. Below this menu, there are three more options: SPANISH, EDITOR'S PICKS, and MOST LOVED THIS MONTH, which are enclosed in a red box. A red arrow points upwards from the bottom of the page towards the "MOST LOVED THIS MONTH" option.

Some articles are available in Spanish. Want the advice of others? Choose Editor's Picks or Most Loved This Month.

EASY-TO-USE FILTERS

Filters aid in narrowing your search for articles. Simply choose the Grade Level and Reading Standard. Your search will default to English unless you choose Spanish.

NARROW YOUR CHOICES

GRADE LEVEL ▼

2 3 4 5 6

7 8 9 – 10 11 – 12

READING STANDARD ▼

1: What the Text Says

2: Central Idea

3: People, Events & Ideas

4: Word Meaning & Choice

5: Text Structure

6: Point of View/Purpose

7: Multimedia

8: Arguments & Claims



LANGUAGES ▶

BROWSING ANCHOR READING STANDARDS

Just want to browse anchor reading standards? Use tags identifying topic categories or hover over the lightbulb underneath the article’s overview. Use the heart to let NEWSELA know if you liked the article.





Anchor 8: Arguments & Claims
 Delineate and evaluate the argument and specific claims in a text, including the validity of the reasoning as well as the relevance and sufficiency of the evidence.

Anchor 6: Point of View/Purpose
 Assess how point of view or purpose shapes the content and style of a text.

5 HEALTH   1529

READING LEVELS


Select the appropriate reading level with an easy click. Notice that the grade level and word count changes as the reading level is adjusted. News source and publishing date are also noted.

HEALTH    1529  SHARE

PRO/CON: Is it time to label GMO foods?

By Tribune News Service, adapted by Newsela staff
 11.13.15

Grade Level 7
 Word Count 1,639



MAX

1190L

1060L

810L

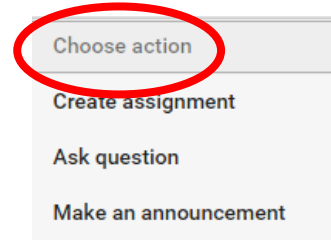
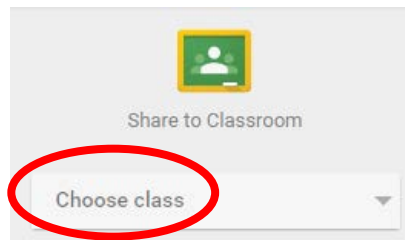

560L

WRITE

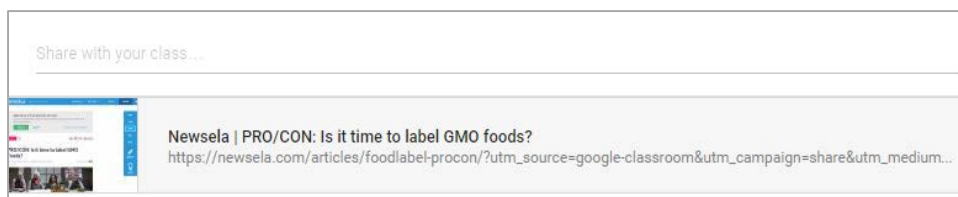
QUIZ

SHARE ARTICLES TO OTHER PLATFORMS

Sharing articles with students in Google Classroom is as simple as 1–2–3! Select SHARE. 1. Google Classroom icon. 2. Choose your class. 3. Choose the desired action. Now click GO.

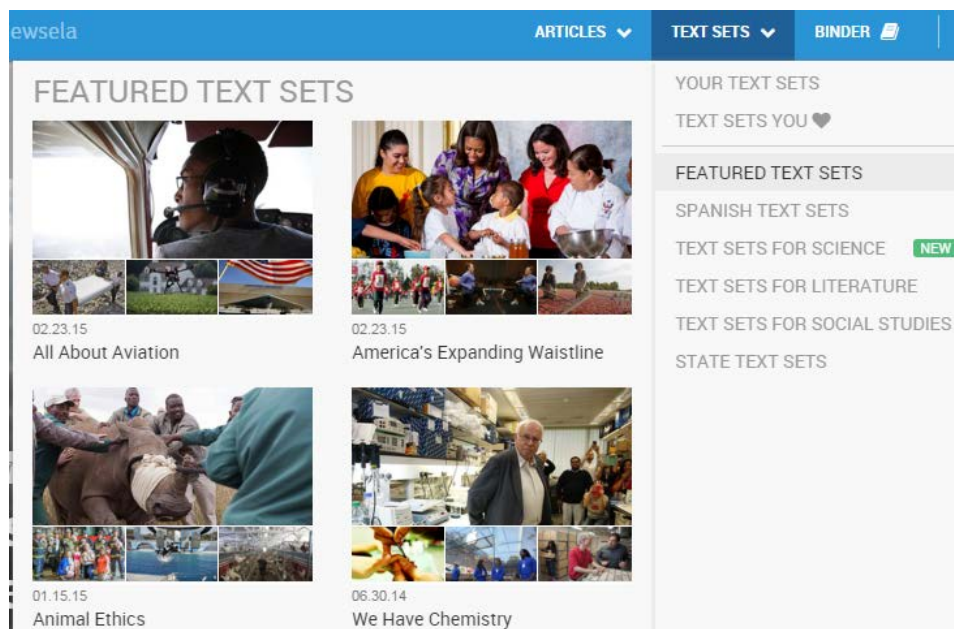


Students can now see the selected article in Google Classroom and access it through the live link.



USING TEXT SETS

Text sets are collections of articles surrounding a common topic or standard. Use Featured Text Sets created by NEWSELA or create your own. Narrow choices using the Grade Level and Reading Standard filters once you select a type of Text Set.

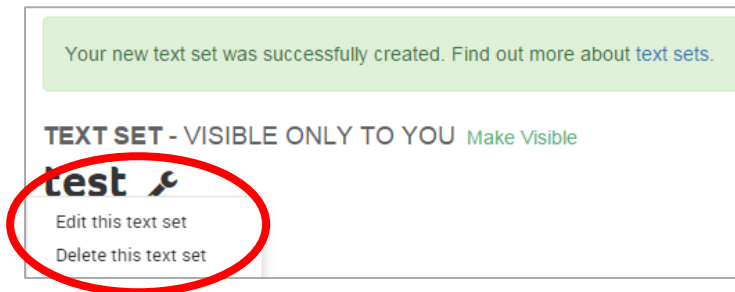


Note: In order to create Text Sets of your own, you must have an active account and be signed in. Follow these directions to [get registered](#). Once you have your account you can sign in using your e-mail/user name and password or take a short cut and sign in with Google.

CREATING TEXT SETS

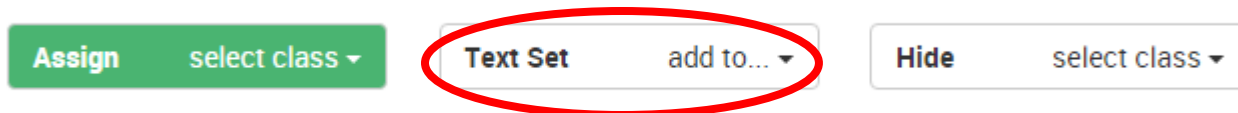
Create your own text sets by hovering over Text Sets in the blue ribbon at the top of the page and selecting Your Text Sets. Next, click the Create New Text Set button to get started. You will be prompted for a Text Set name and description, along with a visibility setting (everyone or just me).

Text sets are easily edited or deleted by hovering over the wrench next to the Text set name.



During the account registration process you are prompted to set up classes and invite students. If you use Google Classroom you may skip this step as your purpose is to create the Text Step, not use NEWSELA's Assign feature.

When accessing an article you will notice three buttons at the top of the page. To add an article to a Text Set, choose the "add to" drop-down box and select the name of the Text Set to which you want to add.



ADDITIONAL INFORMATION & SUPPORT

NEWSELA has a rich Learning and Support page. To access the page click the ? in the blue ribbon at the top of the page (upper-right hand corner). NEWSELA offers [How Do I...?](#) and [Classroom Resources](#) are very helpful to both teachers and students. A PRO version of NEWSELA is also available, providing users with additional features.

LIBRARY MEDIA ASSISTANCE

Please check with your Library Media Specialist for additional assistance.